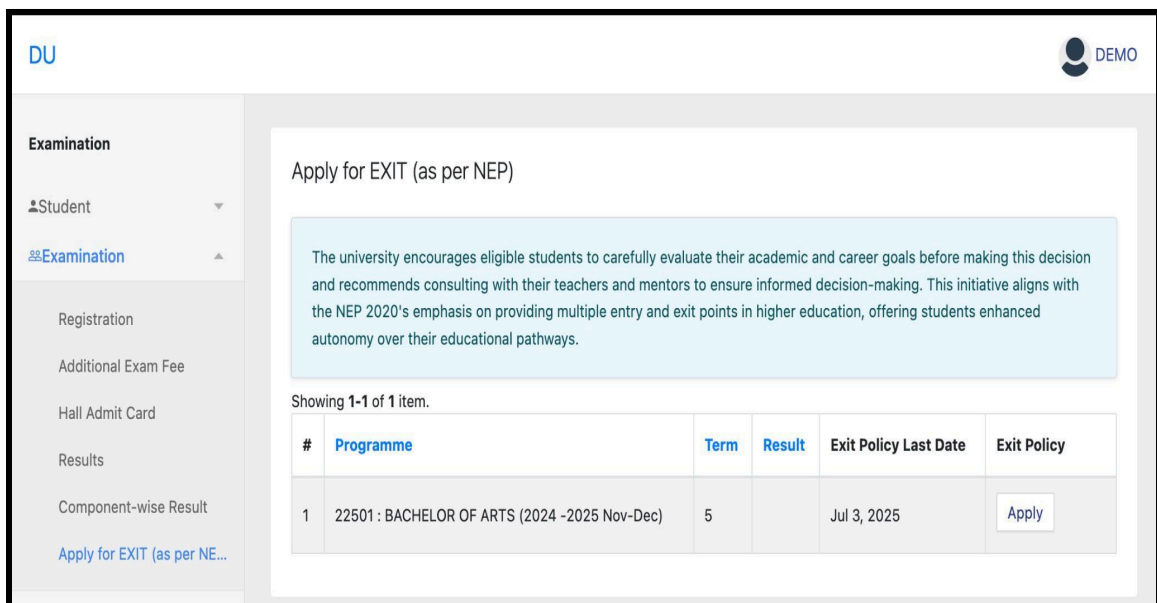


## User Manual for Students To Apply for NEP Exit Policy

1. Log in to the Student Portal using your registered credentials.
2. After successful login, click on **“Dashboard”** to access the student profile.
3. From the left-hand menu, select **“Examination”**, and then click on the sub-menu **“Apply for Exit (as per NEP)”**.



The screenshot displays the 'Apply for EXIT (as per NEP)' page in the Samarth eGov Student Portal. The page features a left-hand navigation menu with the following items: Examination, Student, Examination, Registration, Additional Exam Fee, Hall Admit Card, Results, Component-wise Result, and Apply for EXIT (as per NEP). The main content area is titled 'Apply for EXIT (as per NEP)' and contains a light blue informational box with the following text: 'The university encourages eligible students to carefully evaluate their academic and career goals before making this decision and recommends consulting with their teachers and mentors to ensure informed decision-making. This initiative aligns with the NEP 2020's emphasis on providing multiple entry and exit points in higher education, offering students enhanced autonomy over their educational pathways.'

Below the informational box, there is a table showing 1-1 of 1 item. The table has the following columns: #, Programme, Term, Result, Exit Policy Last Date, and Exit Policy. The table contains one row with the following data:

#	Programme	Term	Result	Exit Policy Last Date	Exit Policy
1	22501 : BACHELOR OF ARTS (2024 -2025 Nov-Dec)	5		Jul 3, 2025	Apply

4. If the student is eligible to apply for exit, the “**Apply**” button will be displayed allowing the student to indicate their intent to apply for exit as per the configurations.

**Choose your option :**

The university encourages eligible students to carefully evaluate their academic and career goals before making this decision and recommends consulting with their teachers and mentors to ensure informed decision-making. This initiative aligns with the NEP 2020's emphasis on providing multiple entry and exit points in higher education, offering students enhanced autonomy over their educational pathways.

**Do you want to Apply for Exit Policy Programme?\***

Select ▼

**Why do you want to take the exit? [Minimum 50 characters]**

**Save**

5. To apply for exit the student must select “**Yes**” in the application option. After selecting “**Yes**” the student is required to provide a valid and appropriate reason for applying for exit. This information is mandatory for successful submission of the NEP-Exit request.

**Choose your option :**

The university encourages eligible students to carefully evaluate their academic and career goals before making this decision and recommends consulting with their teachers and mentors to ensure informed decision-making. This initiative aligns with the NEP 2020's emphasis on providing multiple entry and exit points in higher education, offering students enhanced autonomy over their educational pathways.

**Do you want to Apply for Exit Policy Programme?\***

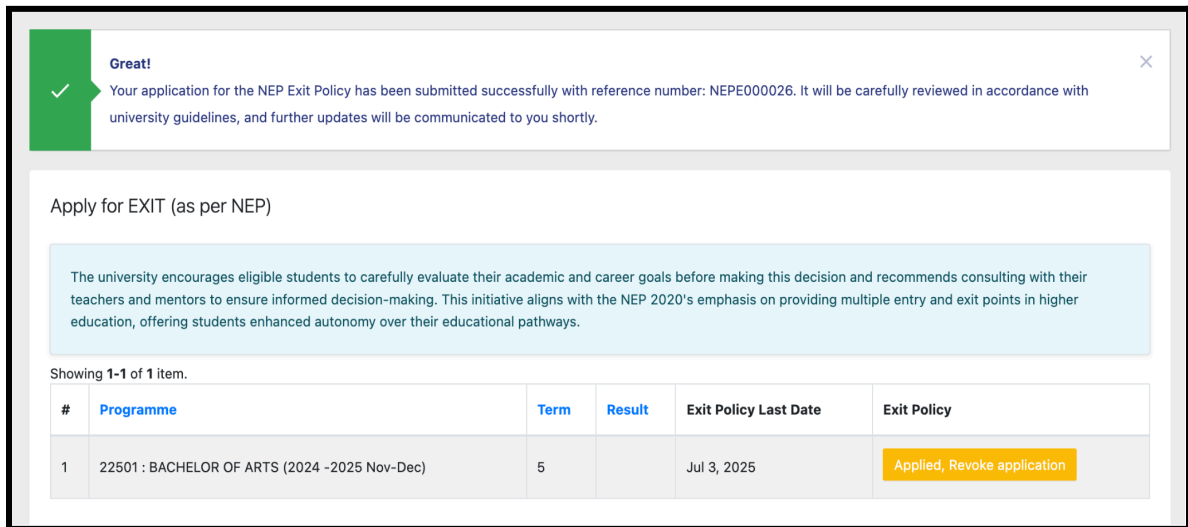
Yes ▼

**Why do you want to take the exit? [Minimum 50 characters]**

Yes i wan to take the exit

**Save**

- Once the student submits the Exit intent a reference number is automatically generated by the system and the application status is displayed as “**Applied**” to the student on the interface.



**Great!**  
Your application for the NEP Exit Policy has been submitted successfully with reference number: NEPE000026. It will be carefully reviewed in accordance with university guidelines, and further updates will be communicated to you shortly.

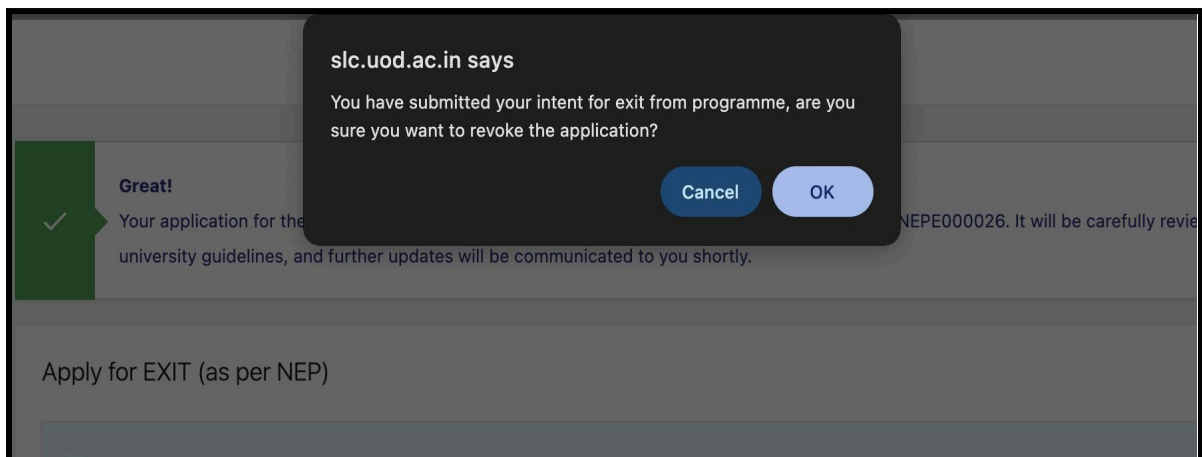
Apply for EXIT (as per NEP)

The university encourages eligible students to carefully evaluate their academic and career goals before making this decision and recommends consulting with their teachers and mentors to ensure informed decision-making. This initiative aligns with the NEP 2020's emphasis on providing multiple entry and exit points in higher education, offering students enhanced autonomy over their educational pathways.

Showing 1-1 of 1 item.

#	Programme	Term	Result	Exit Policy Last Date	Exit Policy
1	22501 : BACHELOR OF ARTS (2024 -2025 Nov-Dec)	5		Jul 3, 2025	Applied, Revoke application

- If the student wishes to revoke the application they may do so by clicking the “**Revoke**” option. The **Revoke** option is available only if the application is in the “**New Application**” status and no action has been initiated by the administrator. Once the administrator takes any action on the application the revoke functionality will no longer be available.



slc.uod.ac.in says

You have submitted your intent for exit from programme, are you sure you want to revoke the application?

Cancel OK

**Great!**  
Your application for the NEP Exit Policy has been submitted successfully with reference number: NEPE000026. It will be carefully reviewed in accordance with university guidelines, and further updates will be communicated to you shortly.

Apply for EXIT (as per NEP)



**Great!**

Exit option has been revoked successfully. In-case you want to apply it again, click on "Apply Now".



### Apply for EXIT (as per NEP)

The university encourages eligible students to carefully evaluate their academic and career goals before making this decision and recommends consulting with their teachers and mentors to ensure informed decision-making. This initiative aligns with the NEP 2020's emphasis on providing multiple entry and exit points in higher education, offering students enhanced autonomy over their educational pathways.

Showing 1-1 of 1 item.

#	Programme	Term	Result	Exit Policy Last Date	Exit Policy
1	22501 : BACHELOR OF ARTS (2024 -2025 Nov-Dec)	5		Jul 3, 2025	Not Applied, Apply Now

-----End of Document-----